




الهيئة الاتحادية للهوية  
والجنسية والجمارك وأمن المنافذ  
FEDERAL AUTHORITY FOR IDENTITY,  
CITIZENSHIP, CUSTOMS & PORT SECURITY

# Personal Photo Specifications



too close




too far away




## Photograph quality


Suitable quality and resolution of the captured images are imperative, so the following tips must be observed



blurred



ink marked/creased



## The photographs must be:

- no more than -6months old
- 40-35mm in width
- close up of your head and top of your shoulders so that your face takes up %80-70 of the photograph
- in sharp focus and clear
- of high quality with no ink marks or creases



looking away



unnatural skin tones



## The photographs must:

- show you looking directly at the camera
- show your skin tones naturally
- have appropriate brightness and contrast
- be printed on high quality paper, and at high resolution



too dark



too light



Photographs taken with a digital camera must be high quality colour and printed on photo-quality paper.



washed out colour



pixelated





hair across eyes



eyes closed



## Style and lighting

Suitable quality and resolution of the captured images are imperative, so the following tips must be observed



portrait style



eyes tilted



### The photographs must:

- be colour neutral
- show your eyes open and clearly visible—no hair across your eyes
- show you facing square on to the camera, not looking over one shoulder (portrait style) or tilted, and showing both edges of your face clearly
- be taken with a plain light-coloured background
- be taken with uniform lighting and not show shadows or flash reflections on your face and no red eye



busy background



not centred



flash reflection on skin



redeye



shadows behind head



shadows across face



## Glasses and head covers

Suitable quality and resolution of the captured images are imperative, so the following tips must be observed

### If you wear glasses:

- the photograph must show your eyes clearly with no flash reflection off the glasses, and no tinted lenses (if possible, avoid heavy frames—wear lighter framed glasses if you have them)
- make sure that the frames do not cover any part of your eyes.

### Head coverings:

- are not permitted except for religious reasons, but your facial features from bottom of chin to top of forehead and both edges of your face must be clearly shown.

## Expression and frame

### Your photographs must:

- show you alone (no chair backs, toys or other people visible), looking at the camera with a neutral expression and your mouth closed.




dark tinted lenses flash reflection on lenses



frames too heavy

frames covering eyes



wearing a hat

wearing a cap



face covered

shadows across face



shows another person mouth open and toy too close to face